

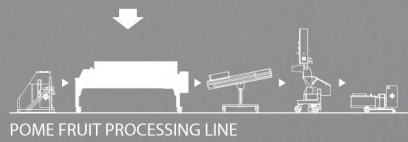
## FRUIT WASHER JP3000 / JP6000



POME FRUIT  
MACHINERY

# FRUIT WASHER

JP3000 / JP6000



POME FRUIT  
PROCESSING




Washing

## Description

The washer is designed for washing and cleaning fruit before processing. Fruit in the washer is washed with water and soft brushes which leave it intact.

### Main features:

- Entirely made of stainless steel.
- Mounted on pivoting wheels.
- Brushes made of non-toxic material.
- Detachable brushes for easy cleaning after use.
- Easy cleaning of the whole washer after use.
- Washer cover can be opened.
- Operation at central command box.
- Speed regulation with frequency converter – the speed of the washer dictates the capacity of the processing line.
- Gradual exchange of water during washing: inflow of fresh water at the exit of fruits from washer, outflow of wastewater at overflow at the entrance of fruits in the washer.
- Long slide at the outlet for draining fruits and removal of impurities (e.g. leaves).



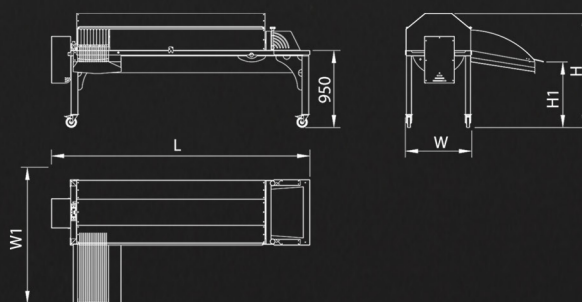
JP6000



JP3000



		JP3000	JP6000
	kg/h	300 - 3000	300 - 6000
L	mm	2250	3000
W	mm	900	
W1	mm	1680	
H	mm	1430	
H1	mm	770	
	kg	265	315
	kW	1,1	



Technical data is informative. We reserve the right to make changes.